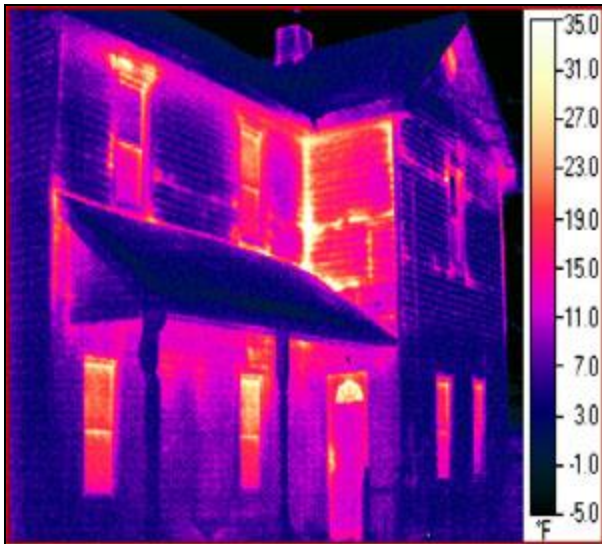


What is Infrared Thermography?

How can it be used for buildings?



What is Thermal Imaging?

It is the process of turning Infrared Radiation into a usable “picture”

These two glasses visually appear the same.



Thermal Imaging with an infrared camera.



How Does it Work?

- Building materials radiate energy and the energy can be affected by moisture content retained within the building materials.
- Wet materials retain heat and change slower than dry areas of the same type building material.
- This allows a thermographer to locate an area with a possible moisture problem, and investigate to determine cause of moisture intrusion and the extent of damage incurred.

How Does This Technology Benefit Us?

- Temperature differences can be seen while water is evaporating.
- Surfaces that are wet are cooler than their surrounding area.
- The detection of these differences can be very useful in the water damage mitigation field.







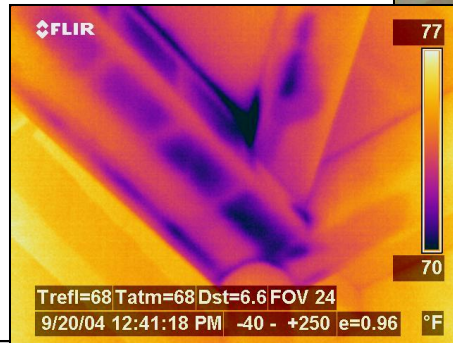


How Does This Technology Benefit Us?

- IR thermography can then be used to accurately monitor the drying process, and confirm when a structure is fully dry.
- IR cameras can inspect places that can't be physically reached with a moisture meter, they can identify wet conditions behind surfaces such as enameled walls that won't readily water stain, and track leakage to their source with minimal or no disassembly of building structures.


Detect Moisture:

- Roofing Systems
- Walls
- EFIS Systems
- Carpet
- Water Migration





Energy Audits:

- Energy Efficiency
- Air Infiltration
- Radiant Heat Systems
- Missing/Poor Insulation



Shows heat loss from missing insulation in interstitial space.



- Insulation Missing at Interstitial Space as Indicated